

HAGYARD

Equine Medical Institute

Hagyard-Davidson-McGee Since 1876

Hagyard-Davidson-McGee
Associates, PLLC

4250 Iron Works Pike
Lexington, Kentucky
40511-8412
e-mail: info@hagyard.com
www.hagyard.com

Phone (859) 255-8741
Fax (859) 253-0196
Medicine (859) 253-0002
Surgery (859) 233-0026
Laboratory (859) 259-3685

PRE-SALE ENDOSCOPIC EXAM

Fasig-Tipton July Sale 2023

Hip #: 297 DAMARIS 22

Consignor Wynnstay Sales, Agent

Date: 6/22/2023

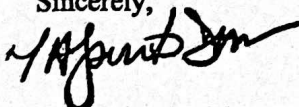
Scope Grade: A+

To Whom It May Concern:

I have this day examined the horse identified above for evaluation of upper airway via endoscopy, and have followed the customary standard veterinary clinical procedures in performing this examination. Based on my findings from this evaluation, it is my opinion that: Anatomy and function are within normal limits and meets condition of sale.

This is an opinion and not a warranty.

Sincerely,



Michael A. Spirito, DMV

HAGYARD


Equine Medical Institute

Hagyard-Davidson-McGee Since 1876

Hagyard-Davidson-McGee
Associates, PLLC

4250 Iron Works Pike
Lexington, Kentucky
40511-8412
e-mail: info@hagyard.com
www.hagyard.com

Phone (859) 255-8741
Fax (859) 253-0196
Medicine (859) 253-0002
Surgery (859) 233-0026
Laboratory (859) 259-3685



Report of Radiographic Findings

Doctor: Spirito

Date: 06/22/2023

Sale: Fasig-Tipton July Sale 2023

Hip #: 297

Name: DAMARIS 22

Location: Wynnstay

Client/ Consignor: Wynnstay Sales Agent

INTERPRETATION: Note: NSA= no significant abnormalities.

Left Front Fetlock: NSA

Right Front Fetlock: NSA

Left Carpus: NSA

Right Carpus: NSA

Left Hind Fetlock: Small flake off distal lateral sesamoid.

Right Hind Fetlock: NSA

Left Tarsus: NSA

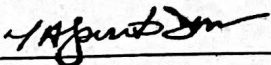
Right Tarsus: NSA

Left Stifle: NSA

Right Stifle: NSA

Additional Comments

This report and the findings contained herein are solely for the addressee and may not be used or relied upon by any other person or entity without the express written consent of Wynnstay Sales Agent. The interpretation of radiographs and findings may vary with the examiner, the type of examination requested, method of examination and a horse's changing condition. This is a report of the undersigned's findings, based on the type of examination requested by the addressee, on the date indicated. This report is limited to the findings contained herein and no other findings or opinions should be inferred beyond those expressly set forth herein. This report does not constitute a warranty or guarantee of any kind. This report is for use on horses intended for public auction while meeting the requirements of repositories currently in operation. It is not intended to be all inclusive but is meant to supply a workable format of reporting.

Electronically signed by: 

Electronic signatures shall have the same effect as original signatures.